



Welcome to Year 1

with Mrs Berardi and Miss Millar

Year 1 team

1B



Mrs Berardi

1M



Miss Millar



Mrs Kuka



Mrs Thomas



Mrs Kift



Miss Kelly

What does a school day look like?

Morning

- Phonics, English, reading and maths

Afternoon

- Foundation subjects (science, geography, history, PE, RE, PSHE, computing, art and music).
- Handwriting and spelling

Example timetable

		8:40-9:10	9:10-10:15	Break	10:30-10:50	10:50-11:50		Break	12:40-1:00	1:00-2:00	Break	2:15-2:30	2:30-2:55	
<i>Monday</i>	Registration	Phonics	English	Break	Handwriting	Maths		Lunch	Mastering Number	His/Geog	Break	Music/PSHE		Home
<i>Tuesday</i>	Registration	Assembly	English	Break	RPS	Phonics	Maths	Lunch	Maths	PE	Break	RE		Home
<i>Wednesday</i>	Registration	Phonics	English	Break	RPS	Maths		Lunch	Mastering Number	ART	Break	Handwriting		Home
<i>Thursday</i>	Registration	Phonics	English	Break	RPS	Maths								
							Lunch	Library	Computing	Break	Mastering Number		Home	
<i>Friday</i>	Registration	Assembly/Phonics	English	Break	Phonics	Maths		Lunch	Spelling Review	Science	Break	Celebration Assembly		Home

Phonics

Year 1 Autumn 1

	Phase 3/4 review + 4 Phase 5 GPCs	Review tricky words
Week 1	review Phase 3 GPCs ai ee igh oa oo ar or ur oo ow oi ear	Phases 2–4: the put* pull* full* push* to into I no go of he she we me be was you they all are my by sure pure said have like so do some come love were there little one when out what says here today
Week 2	air er /z/ s –es words with two or more digraphs e.g. queen thicker	
Week 3	Phase 4: CVCC CCVC CCVCC CCCVC Phase 4 with long vowels	
Week 4	Phase 5 /ai/ ay play /ow/ ou cloud /oi/ oy toy /ee/ ea each	
Week 5	review longer words	

*The tricky words 'put', 'pull', 'full' and 'push' may not be tricky in some regional pronunciations; in which case, they should not be treated as such.

Phonics


Year 1 Autumn 2

	Phase 5 graphemes	New tricky words
Week 1	<i>/ur/</i> ir bird <i>/igh/</i> ie pie <i>/oo/ /yoo/</i> ue blue rescue <i>/yoo/</i> u unicorn	their people oh your
Week 2	<i>/oa/</i> o go <i>/igh/</i> i tiger <i>/ai/</i> a paper <i>/ee/</i> e he	Mr Mrs Ms ask*
Week 3	<i>/ai/</i> a-e shake <i>/igh/</i> i-e time <i>/oa/</i> o-e home <i>/oo/ /yoo/</i> u-e rude cute	could would should our
Week 4	<i>/ee/</i> e-e these <i>/oo/ /yoo/</i> ew chew new <i>/ee/</i> ie shield <i>/or/</i> aw claw	house mouse water want
Week 5	Grow the code: <i>/igh/</i> ie i i-e <i>/ai/</i> ay a a-e <i>/oa/</i> oa o o-e <i>/ee/</i> e ie e-e ea <i>/oo/ /yoo/</i> ew u-e u ue	

*The tricky word 'ask' may not be tricky in some regional pronunciations; in which case, it should not be treated as such.

Writing

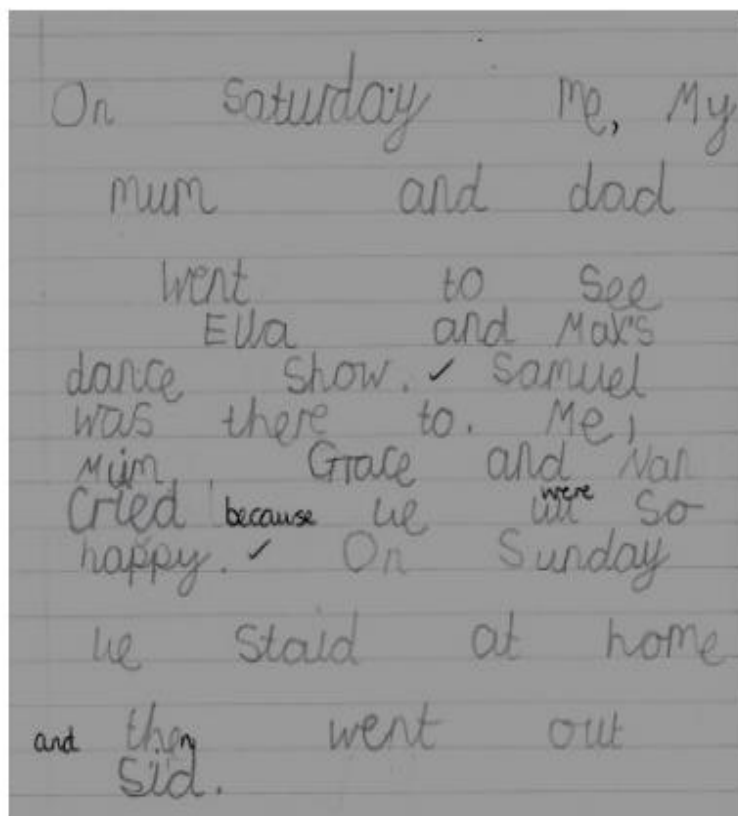
This might be an example
of some age-related writing
at the end of Reception:



I went too
nakers and I went
on my bike.

Writing

Writing example of an expected child at the end of Year 1.



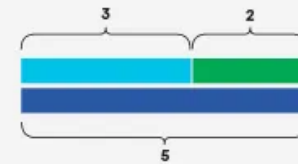
Writes sentences by:	1. sequencing sentences to form short narratives/non-fiction texts.
	2. re-reading what has been written to check that it makes sense.
To use simple sentence structures.	
To write a sequence of sentences that make sense, begin with a capital letter and the appropriate end punctuation.	
To use time adverbs and meaningful adjectives to add detail.	
Uses spaces between words.	
Can join words and clauses using 'and'.	
Has an awareness of:	capital letters for names, places, days of the week and the personal pronoun 'I'
	full stops
	question marks
	exclamation marks
To spell some words containing previously taught phonemes and GPCs accurately.	
To spell some Y1 common exception words accurately (from English Appendix 1).	
To write lower case letters in the correct direction, starting and finishing in the right place.	

Maths

- Focuses on concrete-pictorial- abstract (CPA) approach
- Regularly making use of different manipulatives to help support children to learn



Concrete



Pictorial

$$3 + 2 = 5$$

Abstract

Primary Maths Series — Year 1 at a glance

	Autumn Term	Spring Term	Summer Term
Week 1	Number and Place Value: Numbers to 10 Lesson breakdown	Calculations: Addition and Subtraction within 20 Lesson breakdown	Calculations: Multiplication Lesson breakdown
Week 2		Geometry – Properties of Shape: Shapes and Patterns Lesson breakdown	Calculations: Division Lesson breakdown
Week 3	Calculations: Addition and Subtraction Lesson breakdown	Measurement: Length and Height Lesson breakdown	Fractions: Fractions Lesson breakdown
Week 4			Revision and Mid-Year (A) Tests
Week 5		Review and Remediation	Measurement: Time Lesson breakdown
Week 6			Measurement: Money Lesson breakdown
Week 7	Geometry – Position and Direction: Positions Lesson breakdown	Number and Place Value: Numbers to 40 Lesson breakdown	Measurement: Volume and Capacity Lesson breakdown
Week 8			Measurement: Mass Lesson breakdown
Week 9	Number and Place Value: Numbers to 20 Lesson breakdown	Calculations: Addition and Subtraction Lesson breakdown	Geometry – Position and Direction: Space Lesson breakdown
Week 10			Revision and End-of-Year (B) Tests
Week 11	Calculations: Addition and Subtraction within 20 Lesson breakdown	Calculations: Multiplication Lesson breakdown	Review and Remediation
Week 12			

1 CHAPTER 1
Numbers to 10 >

4 CHAPTER 4
Subtraction within 10 >

7 CHAPTER 7
Addition and Subtraction within 20 >

10 CHAPTER 10
Numbers to 40 >

13 CHAPTER 13
Division >

16 CHAPTER 16
Time >

19 CHAPTER 19
Mass >

2 CHAPTER 2
Number Bonds >

5 CHAPTER 5
Positions >

8 CHAPTER 8
Shapes and Patterns >

11 CHAPTER 11
Addition and Subtraction Word Problems >

14 CHAPTER 14
Fractions >

17 CHAPTER 17
Money >

20 CHAPTER 20
Space >

3 CHAPTER 3
Addition within 10 >

6 CHAPTER 6
Numbers to 20 >

9 CHAPTER 9
Height and Length >

12 CHAPTER 12
Multiplication >

15 CHAPTER 15
Numbers to 100 >




18 CHAPTER 18
Volume and Capacity >



NCETM

NATIONAL CENTRE FOR EXCELLENCE
IN THE TEACHING OF MATHEMATICS

Maths



Home learning

Spelling homework

- Spellings will be sent home every Monday. Children will have a spelling review every Friday.

Phonics homework

- Phonics review of the week goes home every Thursday for children to complete.

Books

- **Library** – children will go to the library and change books every Thursday.
- **Little Wandle Book** – children will be given their phonics book every Thursday.
- **Gold sticker book** – reading for pleasure books are changed every Friday.

Important information

PE day

- Our PE day is Tuesday. Children need to come into school in their PE kit which includes trainers. Children are only allowed to wear their hoodies on this day.

Reading

- Please read with your child as much as possible and record it in their reading diaries. There will be rewards for children that are consistently reading at home – Reading with Willow and Reader of the Week.


Trips

	Venue	Mode of Transport	Approximate Cost per Pupil
Autumn	Local walk to park	Walking	Free
	Toy Workshop	In School	£10
Spring	Pizza Express	Public Transport	Free
	London Transport Museum	Coach	£20
Summer	Brighton Beach and Sealife Aquarium	Coach	£25

What can you do to support?



Keep reading and discussing your three books (Little Wandle, Class book and library book).




Weekly spelling review



Number practice – number bonds within 10 and 20.



Counting forwards and backwards from different numbers to 100.



Counting in 2s, 5s and 10s.



Being independent with belongings, shoes, clothes and following instructions.



Handwriting



We are becoming a UNICEF UK Rights Respecting School

Abbey Primary School wants to be a school where children's rights are at the heart of our ethos and culture, to improve well-being and to develop every child's talent and ability to their full potential. As part of this plan, we are working towards recognition as a Rights Respecting School, an award given to schools on behalf of UNICEF UK.

At Abbey Primary School pupils will learn about their rights by putting them into practice every day. You can find out more about the Award here: [unicef.uk/About_RRSA](https://www.unicef.uk/About_RRSA)

We really hope that you will support our school on our Rights Respecting journey.

